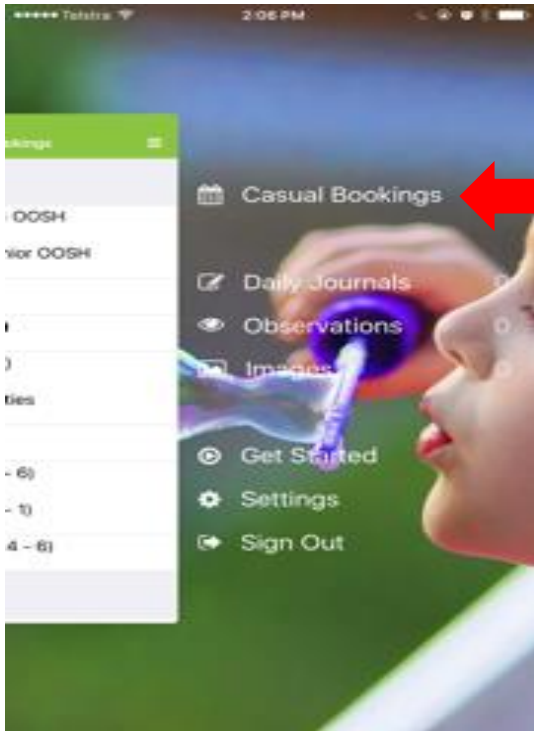
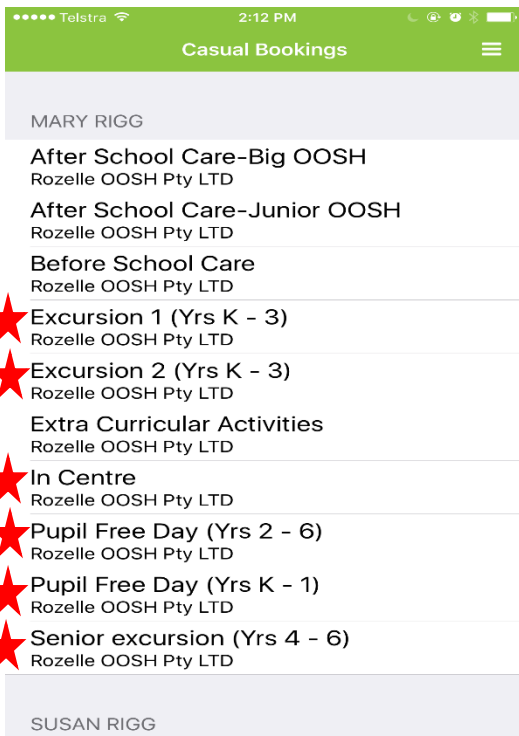


## How to book vacation care



After you have registered your child with the My Family Lounge in QK Enrol and you are ready to book...

**Step 1** – select casual booking



**Step 2** – Select the “roll” name that reflects the vacation care activity for that day. The vacation care program is released prior to be able to book. This gives you the opportunity to choose what you want to book.

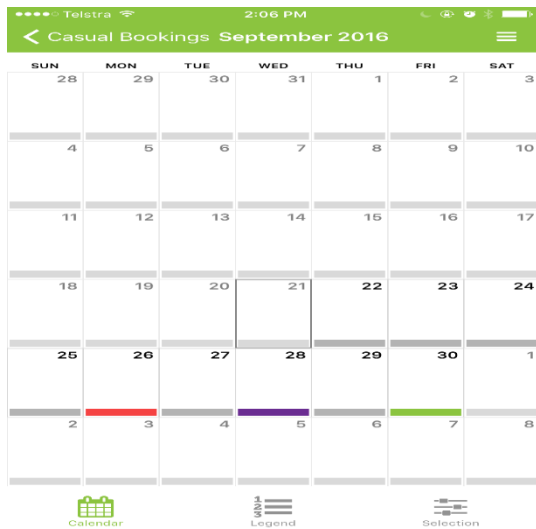
Only book under the headings In Centre, Excursion 1, Excursion 2, Senior Excursion or Pupil Free Day Care.

The other rolls are for before and after care and are not available to book in this APP.

# How to book vacation care



Step 3 – select the date you require. You can only book days that are **GREEN**. Once you select the date, that day will turn **PURPLE**. If it turns **PURPLE** then you have successfully booked that day. If the date you require is **RED** then this day is already full. You can email [admin@rozelleoosh.com.au](mailto:admin@rozelleoosh.com.au) to be put on the waiting list.



To the left is what your screen will look like if you successfully booked a day and below is the screen that you will see to create that booking.

